

BaseballGB 'Reference' Scorecard

✓ SF GIANTS (7-4)	R	H	E
CHICAGO CUBS (4-6)	3	7	0
	4	10	0

Date: 12/04/2013 Witnessed via: ESPN AMERICA
 Ballpark: Wrigley Field
 Series: GM 2 of 4 - SF lead 1-0
 Scorer: MATT SMITH - BASEBALLGB

#	Batters	P	IN	1	2	3	4	5	6	7	8	9	10	11	12	H	AB	BB	R	BI
	PAGAN	8		1	2-6cs	10	4	19	28	37	46					1	4	0	0	0
	SCUTARO	4		2	4-3	11		20	29	38	47					1	4	0	1	0
	SANDOVAL	5		3	4-3	12		21	30	39	48					1	4	0	1	1
	ARIAS		31																	
	POSEY	2		4	6-3	13	5	22	31	40	49					0	3	0	0	0
	PENCE	9		5	F8	14		23	32	41	50					1	4	0	1	0
	BELT	3		6	K1	15		24	33	42	51					1	4	0	0	2
	BLANCO	7		7	F9	16		25	34	43	52					1	4	0	0	0
	CRANFORD	6		8	F8	17	6	26	35	44	53					1	2	1	0	0
	CAIN	1		9	K2	18		27	36	45	54					0	1	0	0	0
	TORRES	27														0	1	0	0	0

Abbreviations

Getting on base
 1B: Single.
 2B: Double.
 3B: Triple.
 HR: Home run.
 BB: Base on Balls (Walk).
 IBB: Intentional Base on Balls.
 HBP: Hit by Pitch.
 E: Error.
 FC: Fielder's Choice.
 I/O: Interference/Obstruction.

Outs
 Note: # = insert the position number of the relevant fielder(s).
 K: Strike out (Backwards 'K' for a called third strike).
 U#: Unassisted putout.
 P#: Pop out.
 L#: Line out.
 F#: Fly out.
 (Optional: put an 'f' in front of the P, L, or F if the out was recorded in foul territory)
 SF#: Sacrifice fly out.
 SacB: Sacrifice bunt.
 FO: Force Out.
 DP: Double Play.
 TP: Triple Play.
 CS: Caught Stealing.

When more than one fielder is involved in the same play, chart the movement of the ball between the fielders using their fielding position numbers*. For example:
 #-#: Assist and putout (e.g. second baseman to first baseman = 4-3)
 #-#-#: Assist, assist and putout (e.g. shortstop to the second baseman to the first baseman = 6-4-3).

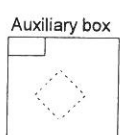
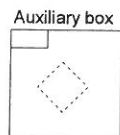
Base advancement
 BK: Balk.
 SB: Stolen Base.
 WP: Wild Pitch.
 PB: Passed Ball.

* Refer to the diagram overleaf.

Additional Batters

Bats	1	2	3	4	5	6	7	8	9	10	11	12
Runs	0	0	0	0	0	0	0	0	3	3		
Hits	1	0	0	0	1	0	0	2	3	7		
Errors	0	0	0	0	0	0	0	0	0	0		
LOB	0	0	0	0	1	1	0	1	1	4		

#	Opp. Pitchers	L/R	IN	O	WLS	BF	IP	H	R	ER	SO	BB	HR
	C. VILLANUEVA	R	1	25		25	7.1	3	0	0	3	1	0
	J. RUSSELL	L	26	27		2	0.2	1	0	0	0	0	0
	K. FUJIKAWA	R	28	34	Bs/w	7	1.0	3	3	3	0	0	0



Proof Box
Sums must be equal.

AB	31		
BB	1		
SAC	1	R	3
HBP	1	PO	27
I/O	0	LOB	4
SUM	34	SUM	34

- Runs.** If a player scores a run, put a dot in the bottom left-hand corner of his box.
- RBI's.** Put one dot in the middle of the diamond for each RBI gained on the plate appearance.
- Outs.** When a player makes an out, record which out of the inning it was by writing the number (1, 2 or 3) and circling it.

BaseballGB 'Reference' Scorecard

	R	H	E
GIANTS	3	7	0
✓ CUBS	4	10	0

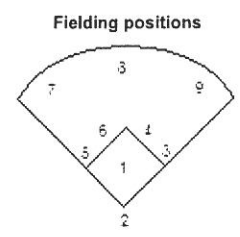
W: FUJIKAWA
 L: ROMO
 S: _____

Start (Local/UK): 1.20 / 19.20
 Finish (Local/UK): 4.25 / 22.25
 Duration: 3hr 5min.

#	Batters	P	IN	1	2	3	4	5	6	7	8	9	10	11	12	H	AB	BB	R	BI
	DEJESUS	8		1	10	19	28	37	46							3	5	0	2	1
	CASTRO	6		2	11	20	29	38	47							2	5	0	1	2
	RIZZO	3		3	12	21	30	39	48							0	4	0	0	0
	SORIANO	7		4	13	22	31	40	49							0	4	0	0	0
	SCHERNALTZ	9		5	14	23	32	41	50							1	4	0	0	0
	CASTILLO	2		6	15	24	33	42	51							2	4	0	0	0
	CLEVENGER	5		7	16	25	34	43	52							0	3	0	0	0
	NAVARRO	PH	34													1	1	0	1	1
	VALBUENA	4		8	17	26	35	44	53							1	2	2	0	0
	VILLANUEVA	1		9	18	27	36	45	54							0	3	0	0	0
	LILLIBRIDGE	PH	36													0	1	0	0	0

#: Uniform number
 AB: At-bat. A player is not credited with an at-bat if: a) he reaches base via a walk or 'hit by pitch', b) if he 'sacrifices' himself.
 BB: Base on Balls (Walk)
 BI: (Runs) Batted In: A batter gets credited with one BI for each runner that scores as a result of his plate appearance. This includes when a batter walks with the bases loaded and when a run scores on a 'sacrifice' out. A batter does not get a BI if he hits into a double play, or would have hit into a double play had the person fielding at first base not committed an error. (More commonly referred to as an RBI).
 E: Error(s)
 H: Hit. A player does not get credited with a hit if he reaches base on an error or as a result of a 'fielder's choice' (when a fielder chooses to put out another runner instead).
 IN: The relevant box number of the batter's first plate appearance.
 LOB: The number of runners left on base at the end of an inning.
 P: (Fielding) Position. This refers to the number or abbreviation as set out below.
 R: Runs.

Additional Batters		Bats	1	2	3	4	5	6	7	8	9	10	11	12
Runs			0	0	1	0	1	0	0	0	2	4		
Hits			1	1	1	1	1	2	0	0	3	10		
Errors			0	0	0	0	0	0	0	0	0	0		
LOB			1	2	0	2	0	2	0	0	1	8		



#	Opp. Pitchers	L/R	IN	O	WLS	BF	IP	H	R	ER	SO	BB	HR
	CAIN	R	1	30		30	7.0	7	2	2	6	2	2
	KENTOS	R	31	33		3	1.0	0	0	0	2	0	0
	ROMO	R	34	38	B5/2	5	2.2	3	2	2	2	0	1

Auxiliary box

Auxiliary box

Proof Box
 Sums must be equal.

AB	36		
BB	2		
SAC	0	R	4
HBP	0	PO	36
I/O	0	LOB	8
SUM	38	SUM	38

SAC: Sacrifice outs.
 PO: Put Outs.
 HBP: Hit by pitch.
 I/O: Interference/Obstruction
 LOB: Left on Base.

Pitching Lines - #: Uniform number. L/R: Left or right-handed. IN: Relevant scorebox number of the pitcher's first batter faced. O: (out) Relevant scorebox number of the pitcher's last batter faced. WLS: Indicate whether the pitcher was awarded with a Win, Loss or Save. BF: Batters faced (number of). IP: Innings Pitched. H: Hits allowed. R: Runs conceded. ER: Earned runs conceded. SO: Strike Outs. BB: Base on balls (Walks). HR: Home runs conceded.